

Bulk Article Importer Wordpress Plugin



This wordpress plugin will allow you to import bulk text articles easily as post content. You can also set the post statuses and schedule the imported articles.

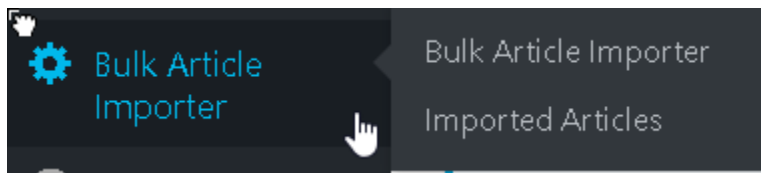
How to Use

How to install a wordpress plugin? Watch video here:

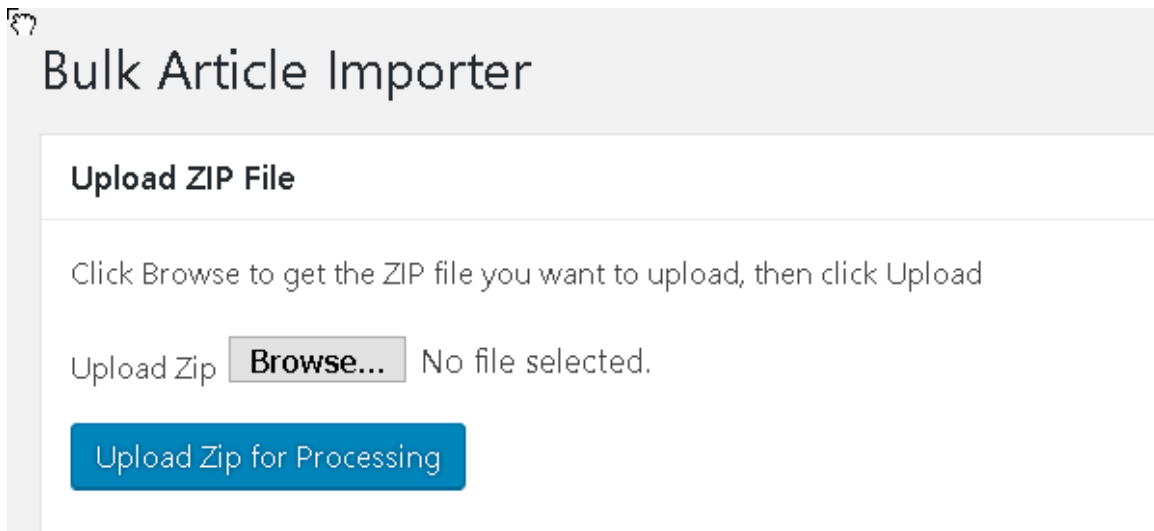
<https://youtu.be/AXM1QgMODW0?t=220>

After installing and activating the wordpress plugin, here's how to use the plugin below.

- 1) Upon successful activation, you will see a new menu section inside of the sidebar in your wp-admin dashboard.



- 2) To add new bulk articles, you can click on the Bulk Article Importer.



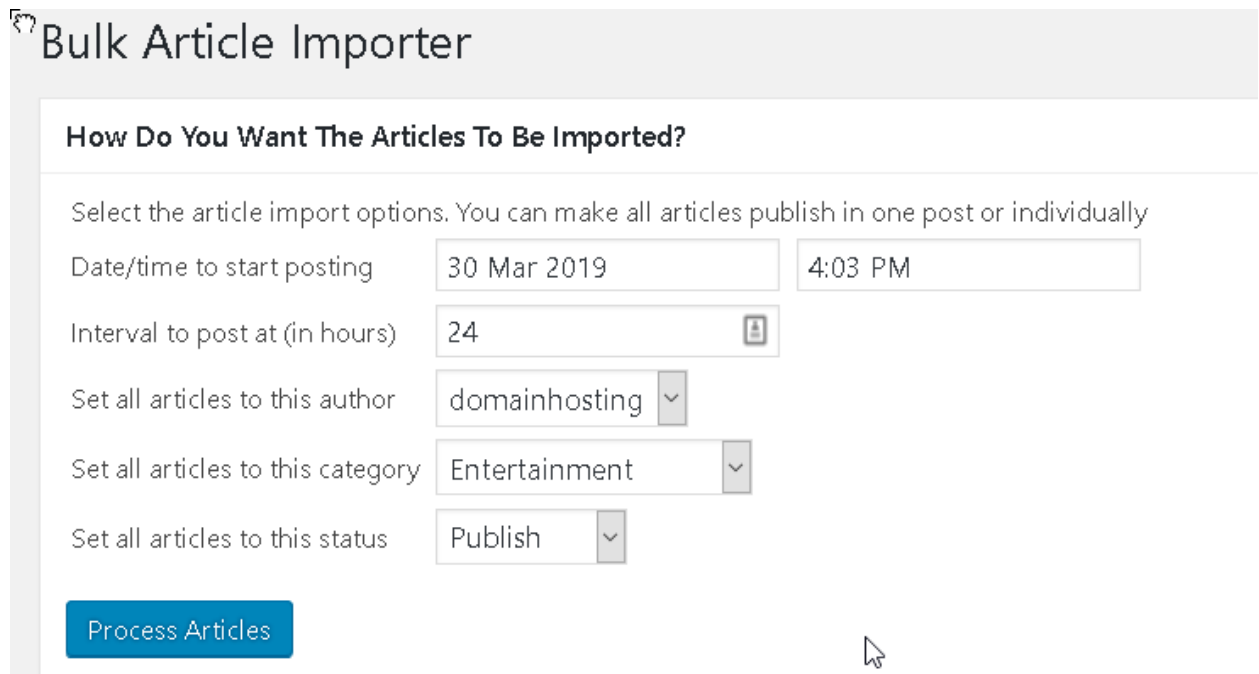
You can then browse to select a zip file containing text article files. After that, click the button to upload.

***Important, depending on your hosting provider, they may set an upload limit on your account. Usually, this is a limit of 30mb file size, contact your host to increase if needed.**

***The zip file should only contain .txt files, there should be no other types of files or folders.**

***The first line of each .txt file will be used as the post title.**

3) After successfully uploading the zip file, you can now set the import settings.



Bulk Article Importer

How Do You Want The Articles To Be Imported?

Select the article import options. You can make all articles publish in one post or individually

Date/time to start posting

Interval to post at (in hours)

Set all articles to this author

Set all articles to this category

Set all articles to this status

[Process Articles](#)

***Set the date and time to start posting. If you want to publish a lot of articles now, set this date way back. If you want to schedule for future publishing, set this today if you like.**

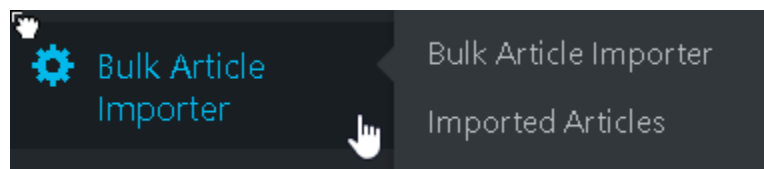
***Interval to post, set how many hours to publish in between posts.**

***Set author for these articles.**

***Set a category for these articles.**

***Set article status whether you want them published, scheduled, or as draft for manual publishing later.**

4) You can view the imported articles status by clicking on “Imported Articles”.



It'll look like this once you have articles imported:

Imported Articles				
ZIP File Name	Date Imported	Total Articles	Articles Imported	Articles Remaining
0310k-articles.zip	10.03.2019 13:44	15012	15012	0
ZIP File Name	Date Imported	Total Articles	Articles Imported	Articles Remaining

***This will show all of your imported articles and pending articles for importing.**

Tips:

***Before uploading thousands of articles, it is best to upload a small zip file containing 10-20 articles first to see how this plugin works.**

***It is ideal to upload certain niche articles for a certain category at a time.**

***Depending on your server specs, publishing 10,000 articles may take a few hours up to a day or more.**

***Use article spinning tool to make your articles unique. See my recommendations below.**

Thank you.